



**“SAFETY RANKING OF DISCOS & TCN IN THE POWER SECTOR”  
SEPTEMBER 2017 RANKING**

*at the*  
**The Honourable Minister of Power, Works & Housing’s**  
**Monthly Sectoral Meeting with Operators of The Power Sector**  
*on 9<sup>th</sup> October, 2017*  
**Host: Enugu Electricity Distribution Company (EEDC)**  
*Venue: New Owerri Injection Substation, Owerri, Imo State*

*by*  
**Engr. Peter .O. Ewesor**  
*Managing Director/CEO &  
Chief Electrical Inspector of the Federation*



## ***Electrocutions in September 2017 still high at 5 fatalities***

- ***Networks rectified by Discos to be verified by NEMSA engineers/technical officers either weekly or forth-nightly not at month-end only when the reports fall due.***
- ***Discos' efforts on disconnection / removal of structures/buildings/premises under power supply lines to be intensified.***
- ***Discos' efforts at sensitization of the Public on using electricity safely and wisely to be intensified.***

***Many of the accidents that occur in the power sector  
can be attributed to seven (7) major factors:***

***(a) System  
Protection  
Equipment  
Failures;***

***(b) In some cases,  
total absence of  
protection devices.***

***(c) Poor Terminations ,  
poor maintenance of  
Ageing Networks,  
Right-of-way issues.***

***(d) Poor Response to  
Monitored Networks &  
use of substandard  
materials.***

***(e) Non adherence to  
safety rules, and  
regulations .***

***(f) Inadequate knowledge  
and Ignorance on the part of  
operators/consumers/public.***

***(g) Vandalism***

**Operators of the Power Sector to address these points urgently.**

## RANKING CRITERIA

DESCRIPTION	EVENT	SCORES
I. TOTAL ACCIDENTS	<b>NOT SCORED</b>	<b>NOT SCORED</b>
II. NO. OF FATALITIES	0	40
III. NO. OF MAJOR INJURIES	0	25
IV. NO. OF BAD NETWORKS RESOLVED	>9	25
V. REPORTING COMPLIANCE	4	10
		100

### Fatalities (Deaths)

No. of Fatalities	Scores
0	40
1 - 2	32
3 - 4	24
5 - 6	16
7 - 8	8
9 & Above	0

**2015 BASELINE STUDY:**  
Average Deaths/ month = 9.5 (10)

### Major Injuries

No. of Persons with Major Injuries	Scores
0	25
1 - 2	20
3 - 4	15
5 - 6	10
7 - 8	5
9 & Above	0

**2015 BASELINE STUDY:**  
Not Available


### NETWORK RESOLVED

No. Resolved	Scores
9 & Above	25
7 - 8	20
5 - 6	15
3 - 4	10
1 - 2	5
0	0

**2015 BASELINE STUDY:**  
Average/ month = 7.5 (8)

Response	Scores
4	10
3	8
2	6
1	4
0	0

**To be revised  
upwards**



# NIGERIAN ELECTRICITY MANAGEMENT SERVICES AGENCY (NEMSA)



## RAW DATA

**MONTH: SEPTEMBER 2017**

## WEIGHTED SCORE

S/No.	DISCO	TOTAL ACCIDENTS WITH DEATHS	TOTAL NO. OF DEATHS [STAFF & 3RD PARTY]	NO. OF MAJOR INJURIES	NO. OF BAD NETWORKS RESOLVED BY DISCO / TCN	REPORTING COMPLIANCE
1	ABUJA	0	0	1	23	4
2	BENIN	0	0	0	24	4
3	EKO	0	0	0	14	4
4	ENUGU	0	0	0	41	4
5	IBADAN	1	1	0	15	4
6	IKEJA	0	0	0	97	4
7	JOS	0	0	2	61	4
8	KADUNA	2	2	0	5	4
9	KANO	2	2	0	20	4
10	PORT HARCOURT	0	0	0	11	4
11	YOLA	0	0	0	9	4
12	TCN	0	0	0	0	4
TOTAL		5	5	3	458	

DEATHS [STAFF & 3RD PARTY]	MAJOR INJURIES	BAD NETWORKS RESOLVED	REPORTING COMPLIANCE	TOTAL	RANKING
40	20	25	10	95	2
40	25	25	10	100	1
40	25	25	10	100	1
40	25	25	10	100	1
32	20	25	10	87	4
40	25	25	10	100	1
40	20	25	10	95	2
32	25	15	10	82	5
32	25	25	10	92	3
40	25	25	10	100	1
40	25	25	10	100	1
40	25	0	10	75	6

Note: Discos should rectify defective networks reported to them by NEMSA as a priority. This is because claims of self rectified networks by Discos have been found to be untrue/false. Notification by Discos to NEMSA for verification should be weekly, rather than waiting till end of the month.



# NIGERIAN ELECTRICITY MANAGEMENT SERVICES AGENCY (NEMSA)



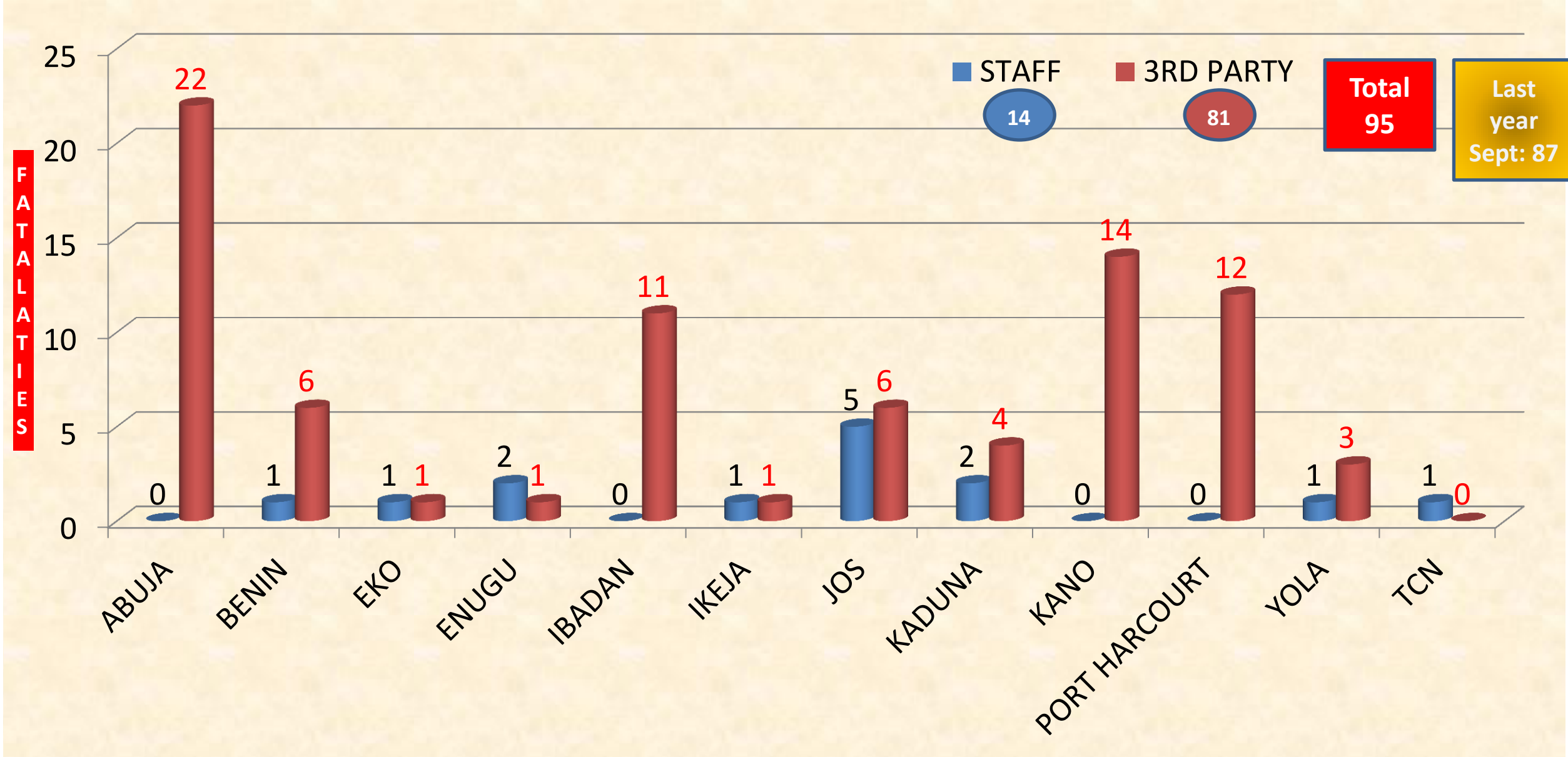
## YEAR 2017 CUMULATIVE STATISTICS

MONTH JANUARY – AUGUST 2017	TOTAL NO. OF ACCIDENTS WITH FATALITIES	TOTAL NO. OF FATALITIES [STAFF & 3RD PARTY]		NO. OF ACCIDENTS WITH ONLY INJURIES	NO. OF PERSONS INJURED		NO. OF EXPLOSIONS / FIRES	NO. OF VEHICULAR ACCIDENTS	NO. OF ENVIRONMENTAL ACCIDENTS	TOTAL LOST MAN- HOURS	NO. OF BAD NETWORKS REPORTED FOR THE MONTH	YEAR-TO- DATE NO. OF BAD NETWORKS REPORTED	YTD NO. OF BAD NETWORKS RESOLVED BY DISCO / TCN	RESPONSE TO NEMSA REPORTS IN WEEKS
		STAFF	3 <sup>RD</sup> PARTY		STAFF	3 <sup>RD</sup> PARTY								
ABUJA	18	0	22	8	3	9	0	2	0				867	
BENIN	7	1	6	0	0	0	0	0	0				206	
EKO	2	1	1	0	0	0	0	0	0				99	
ENUGU	3	2	1	0	0	0	0	0	0				251	
IBADAN	11	0	11	5	3	2	0	0	0				113	
IKEJA	2	1	1	8	8	1	5	19	3				775	
JOS	9	5	6	6	5	1	0	0	0				346	
KADUNA	6	2	4	3	2	1	1	0	0				74	
KANO	12	0	14	9	3	11	0	0	0				110	
PORT HARCOURT	5	0	12	2	1	10	0	0	0				144	
YOLA	4	1	3	1	0	1	0	0	0				113	
TCN	1	1	0	1	4	0	6	1	1				0	
YEAR TOTAL	80	14	81	43	29	36	12	22	4				3098	

*Awaiting Final Verification*



## CUMULATIVE DISCOS & TCN FATALITIES UP TO SEPTEMBER 2017





# NIGERIAN ELECTRICITY MANAGEMENT SERVICES AGENCY (NEMSA)



## DISCOS & TCN RANKING TREND IN 2017

S/N o.	DISCO	JAN	FEB	MARCH	APRIL	MAY	JUNE	JULY	AUG	SEPT	OCT	NOV	DEC	YTD
1	ABUJA	1	4	1	8	6	6	6	2	2				9
2	BENIN	4	3	7	1	3	1	1	1	1				4
3	EKO	6	1	1	2	1	3	1	2	1				3
4	ENUGU	1	1	1	3	1	2	3	1	1				1
5	IBADAN	6	2	3	5	4	3	3	3	4				8
6	IKEJA	1	1	5	1	1	3	2	1	1				2
7	JOS	5	1	6	3	4	2	1	3	2				5
8	KADUNA	3	7	10	6	2	3	1	1	5				10
9	KANO	2	4	4	4	4	4	4	2	3				7
10	PORT HARCOURT	1	5	2	9	2	1	3	4	1				6
11	YOLA	1	6	9	7	1	1	1	1	1				6
12	TCN	6	8	8	7	5	5	5	5	6				11






***Operators of the Power Sector to once again note that the target is ZERO Electrocutions nationwide.***

***Discos to intensify efforts at rectifying their defective networks to prevent electrical accidents.***

YEAR	TOTAL NETWORK RECTIFIED
2014	199
2015	87
2016	801
2017	3098

***Also, Discos should educate the general public on the need for extreme caution with using electricity!***



**Poor terminations and dangerous Tees-off at Kuje and Jabi, Abuja FCT**

## ***SAFETY TIPS FOR THE RAINY SEASON:***

- **Avoid contact with electric poles, tv antenna poles, conductors and other electrical equipment installed in the open, during rainfall**
- **Avoid staying under trees and tall objects during thunderstorms**
- **Avoid climbing masts during rainfall/thunderstorms**
- **Avoid power cables and metallic objects during rainfall**
- **Wear rubber sole shoes always when on wet grounds**
- **Report any fallen electric poles or conductors to the nearest electricity utility company or to NEMSA office nearest to you.**

***Work Safely!  
Safety First - Safety Always  
- NEMSA.***

