



**“SAFETY RANKING OF DISCOS & TCN IN THE POWER SECTOR”
NOVEMBER 2017 RANKING**

at the
The Honourable Minister of Power, Works & Housing’s
Monthly Sectoral Meeting with Operators of The Power Sector

on 11th December, 2017

Host: Kogi State Government

Venue: Geregu Power Plc, Ajaokuta, Kogi State

by

Engr. Peter .O. Ewesor
*Managing Director/CEO &
Chief Electrical Inspector of the Federation*



Electrocutions in November 2017 down to 4 fatalities

- ***NEMSA has commenced the National Monitoring and Technical Evaluation of all 33kV Primary Feeder Lines and associated 33/11kV injection substations and their outgoing feeders. Six Discos ongoing***
- ***Discos' efforts on disconnection / removal of structures/buildings/ premises under power supply lines to be intensified.***
- ***Discos' efforts at sensitization of the Public on using electricity safely and wisely to be intensified.***

***Many of the accidents that occur in the power sector
can be attributed to seven (7) major factors:***

***(a) System
Protection
Equipment Failures;***

***(b) In some cases,
total absence of
protection devices.***

***(c) Poor Terminations ,
poor maintenance of
Ageing Networks,
Right-of-way issues.***

***(d) Poor Response to
Monitored Networks &
use of substandard
materials.***

***(e) Non adherence to
safety rules, and
regulations .***

***(f) Inadequate knowledge
and Ignorance on the part of
operators/consumers/public.***

(g) Vandalism

Operators of the Power Sector to address these points urgently.

RANKING CRITERIA

DESCRIPTION	EVENT	SCORES
I. TOTAL ACCIDENTS	NOT SCORED	NOT SCORED
II. NO. OF FATALITIES	0	40
III. NO. OF MAJOR INJURIES	0	25
IV. NO. OF BAD NETWORKS RESOLVED	>9	25
V. REPORTING COMPLIANCE	4	10
		100

Fatalities (Deaths)

No. of Fatalities	Scores
0	40
1 - 2	32
3 - 4	24
5 - 6	16
7 - 8	8
9 & Above	0

2015 BASELINE STUDY:
Average Deaths/ month = 9.5 (10)

Major Injuries

No. of Persons with Major Injuries	Scores
0	25
1 - 2	20
3 - 4	15
5 - 6	10
7 - 8	5
9 & Above	0

2015 BASELINE STUDY:
Not Available


NETWORK RESOLVED

No. Resolved	Scores
9 & Above	25
7 - 8	20
5 - 6	15
3 - 4	10
1 - 2	5
0	0

2015 BASELINE STUDY:
Average/ month = 7.5 (8)

Response	Scores
4	10
3	8
2	6
1	4
0	0

**To be revised
upwards**



NIGERIAN ELECTRICITY MANAGEMENT SERVICES AGENCY (NEMSA)



RAW DATA

MONTH: NOVEMBER 2017

WEIGHTED SCORE

S/No.	DISCO	TOTAL ACCIDENTS WITH DEATHS	TOTAL NO. OF DEATHS [STAFF & 3RD PARTY]	NO. OF MAJOR INJURIES	NO. OF BAD NETWORKS RESOLVED BY DISCO / TCN	REPORTING COMPLIANCE
1	ABUJA	1	1	1	13	4
2	BENIN	1	1	0	27	4
3	EKO	0	0	0	13	4
4	ENUGU	0	0	0	35	4
5	IBADAN	0	0	0	2	4
6	IKEJA	0	0	0	62	4
7	JOS	1	1	0	54	4
8	KADUNA	0	0	0	2	4
9	KANO	1	1	0	14	4
10	PORT HARCOURT	0	0	0	2	4
11	YOLA	0	0	0	9	4
12	TCN	0	0	0	0	4
TOTAL		4	4	1	233	

DEATHS [STAFF & 3RD PARTY]	MAJOR INJURIES	BAD NETWORKS RESOLVED	REPORTING COMPLIANCE	TOTAL	RANKING
32	20	25	10	87	3
32	25	25	10	92	2
40	25	25	10	100	1
40	25	25	10	100	1
40	25	5	10	80	4
40	25	25	10	100	1
32	25	25	10	92	2
40	25	5	10	80	4
32	25	25	10	92	2
40	25	5	10	80	4
40	25	25	10	100	1
40	25	0	10	75	5

Note: Discos should rectify defective networks reported to them by NEMSA as a priority.
Notification by Discos to NEMSA for verification should be weekly, rather than waiting till end of the month.



NIGERIAN ELECTRICITY MANAGEMENT SERVICES AGENCY (NEMSA)



DISCOS & TCN RANKING TREND IN 2017

S/N o.	DISCO	JAN	FEB	MARCH	APRIL	MAY	JUNE	JULY	AUG	SEPT	OCT	NOV	DEC	YTD
1	ABUJA	1	4	1	8	6	6	6	2	2	3	3		11
2	BENIN	4	3	7	1	3	1	1	1	1	1	2		4
3	EKO	6	1	1	2	1	3	1	2	1	5	1		3
4	ENUGU	1	1	1	3	1	2	3	1	1	2	1		1
5	IBADAN	6	2	3	5	4	3	3	3	4	4	4		9
6	IKEJA	1	1	5	1	1	3	2	1	1	1	1		2
7	JOS	5	1	6	3	4	2	1	3	2	3	2		6
8	KADUNA	3	7	10	6	2	3	1	1	5	1	4		10
9	KANO	2	4	4	4	4	4	4	2	3	3	2		7
10	PORT HARCOURT	1	5	2	9	2	1	3	4	1	6	4		8
11	YOLA	1	6	9	7	1	1	1	1	1	2	1		5
12	TCN	6	8	8	7	5	5	5	5	6	7	5		12

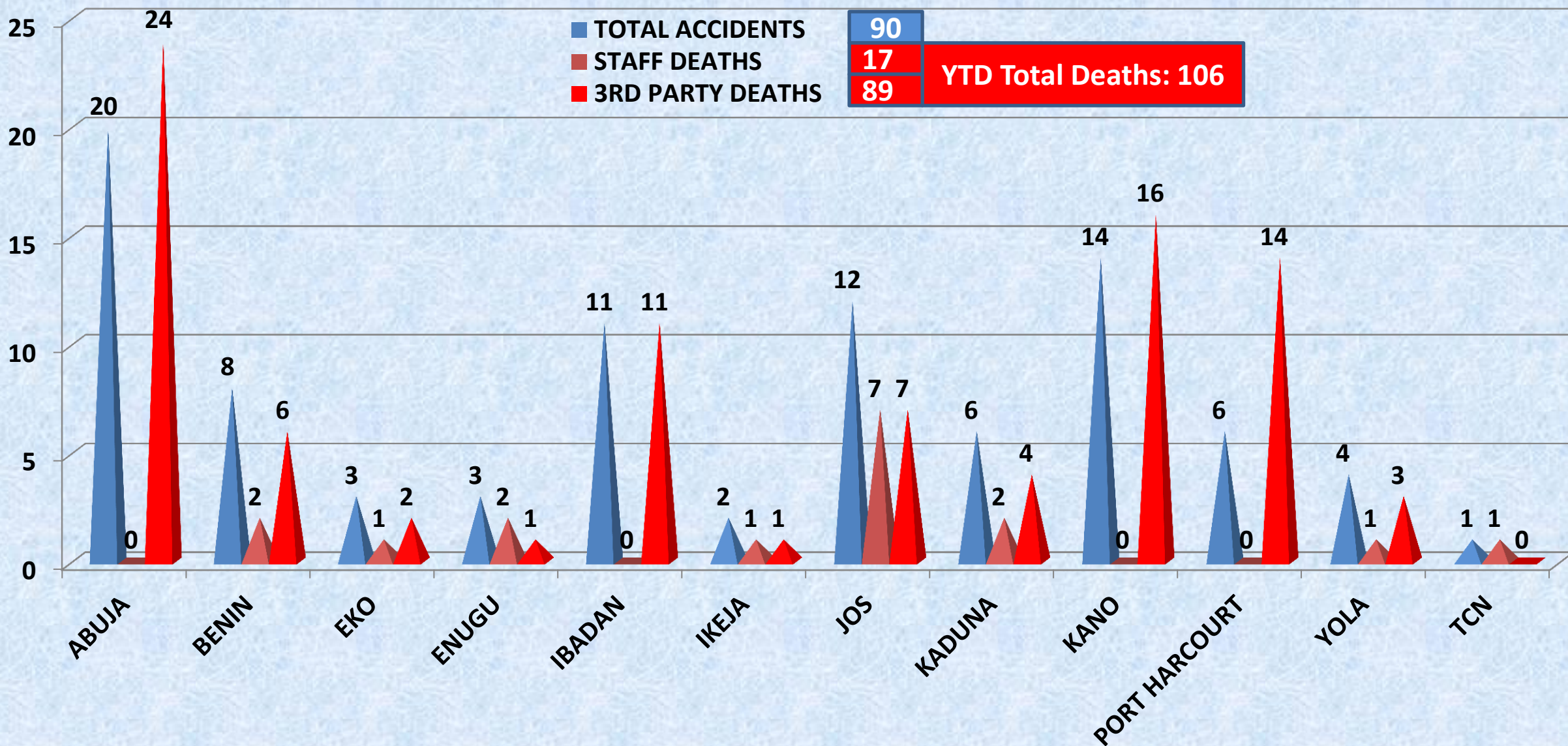


NIGERIAN ELECTRICITY MANAGEMENT SERVICES AGENCY (NEMSA)



CUMULATIVE DISCOS & TCN FATALITIES JANUARY - NOVEMBER 2017

FATALITIES





NIGERIAN ELECTRICITY MANAGEMENT SERVICES AGENCY (NEMSA)



YEAR 2017 CUMULATIVE STATISTICS

MONTH JANUARY – AUGUST 2017	TOTAL NO. OF ACCIDENTS WITH FATALITIES	TOTAL NO. OF FATALITIES [STAFF & 3RD PARTY]		NO. OF ACCIDENTS WITH ONLY INJURIES	NO. OF PERSONS INJURED		NO. OF EXPLOSIONS / FIRES	NO. OF VEHICULAR ACCIDENTS	NO. OF ENVIRONMENTAL ACCIDENTS	TOTAL LOST MAN- HOURS	NO. OF BAD NETWORKS REPORTED FOR THE MONTH	YEAR-TO- DATE NO. OF BAD NETWORKS REPORTED	YTD NO. OF BAD NETWORKS RESOLVED BY DISCO / TCN	RESPONSE TO NEMSA REPORTS IN WEEKS
		STAFF	3 RD PARTY		STAFF	3 RD PARTY								
ABUJA	20	0	24	9	3	10	0	2	0				918	
BENIN	8	2	6	0	0	0	0	0	0				257	
EKO	3	1	2	1	1	0	0	0	0				129	
ENUGU	3	2	1	1	1	0	0	0	0				335	
IBADAN	11	0	11	5	3	2	0	0	0				121	
IKEJA	2	1	1	10	9	2	6	23	3				899	
JOS	12	7	7	6	5	1	0	0	0				462	
KADUNA	6	2	4	3	2	1	1	0	0				85	
KANO	14	0	16	9	3	11	0	1	0				149	
PORT HARCOURT	6	0	14	2	1	10	0	0	0				150	
YOLA	4	1	3	1	0	1	0	0	0				130	
TCN	1	1	0	1	4	0	6	1	1				0	
YEAR TOTAL	90	17	89	48	32	38	13	27	4				3635	

Operators of the Power Sector to note that target for Electrocutions nationwide is ZERO.

Discos to intensify efforts at:

(i) revamping their Protection schemes & equipment

(ii) rectifying their defective networks to prevent electrical accidents and reduce technical losses.

[iii] educating the general public on the need for extreme caution with using electricity!


YEAR	TOTAL NETWORK RECTIFIED
2014	199
2015	87
2016	801
2017	3635



X Feeder line conductor on billboard framework - dangerous and unacceptable.



X Severe kinks and un-stranding conductors on a 33kV primary feeder line. Points of continuous power loss and also accident (snapping) waiting to happen.



SAFETY TIPS

- **Avoid contact with electric poles, Tv antenna poles, conductors and other electrical equipment installed in the open.**
- **Avoid staying under trees with conductors running over such trees.**
- **Avoid climbing masts constructed close to power lines.**
- **Avoid power cables and metallic objects.**
- **Wear rubber sole shoes always when on wet grounds.**
- **Report any fallen electric poles or conductors to the nearest electricity utility company or to NEMSA office nearest to you. Do not attempt to touch these.**

Work Safely!
Safety First - Safety Always
- NEMSA.

